

# A WILCOX *Agri-Products* GROWER SOLUTION...

## PART ONE: POST HARVEST TILLAGE *CHALLENGES*



**ADVANCED AG TILLAGE SOLUTIONS SINCE 1973**



(916) 776-1784 14180 Highway 160 PO Box 70 Walnut Grove, CA 95690 [www.wilcoxap.com](http://www.wilcoxap.com)




# PART ONE: THE TILLAGE CHALLENGES



**Vine trash PLUS bed erosion and soil compaction from repeated trips over tomato beds by tractors, harvesters and bin trailers weighing up to 20 tons centered over narrow wheels, leave after effects that need BIG ag tillage solutions for next year's crop to flourish.**

**LOOKING BACK, you worked hard last fall and early spring to get your beds in the best shape possible for your tomato transplants or direct seed planting.**

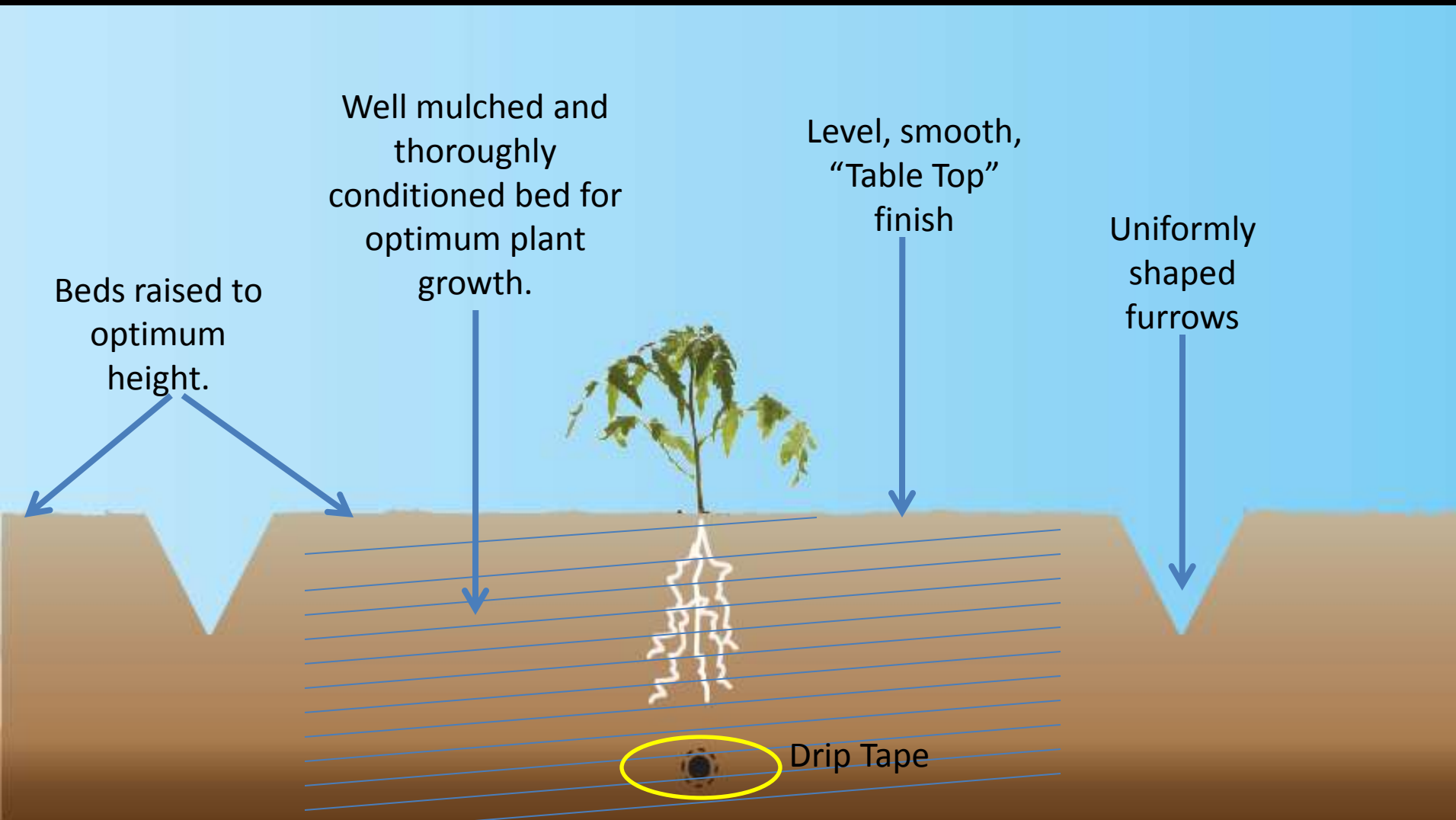


If all went well, your tomato crop got off to a good start.





If your tillage strategy worked well, you ended up with beds like this one.



***Your future yield potential is maximized by the "ideal bed".***

**Finally, it's harvest time** - *the payoff* for all your hard work, sleepless nights and your crop and equipment investment.



**Good yields at today's prices make the investment it worth it.**



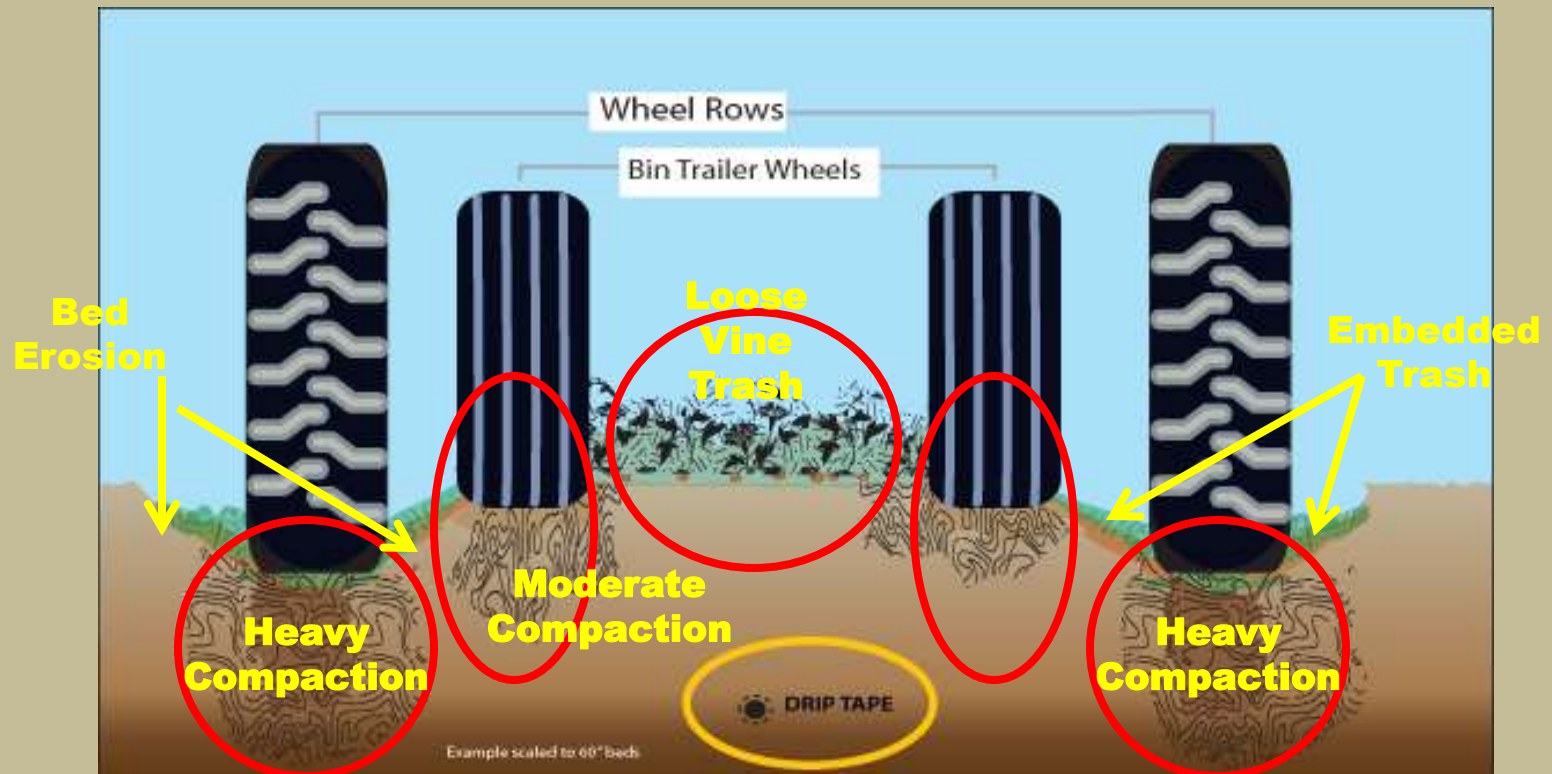
**But the end of harvest brings on a whole new set of post-harvest tillage challenges you know well and have to deal with now.**

**As six generation California farmers and the leading manufacture of advanced ag tillage tools for Western growers, *we know your challenges well!***



**We call them, “*Harvest AFTER-EFFECTS.*”**

**“AFTER EFFECTS”** are the *results* of repeated trips over your beds by your tractors, harvester, and bin trailers, representing weights as high as 20 tons centered over narrow wheels going all over your beds.



***Tomato Harvest “AFTER-EFFECTS.”***



And now, you have *solve these* post-harvest tillage challenges as you prepare for next year's crop.

- **Bed & Furrow Compaction** – Soil as hard as Cement.
- **Bed Erosion** – The beds and furrows are flattened.
- **Loose and Embedded Vine Trash** – more than a shredder can handle.
- **Drip Tape Preservation** – a big investment that can't be compromised by tillage operations.



# What Are YOUR Post-Harvest Tillage Solutions?

- Disc?
  - Rip?
  - Plow?
  - Land Plane?
  - List?
  - Mulch?
- 
- How many passes?
  - What's it going to cost you in fuel, labor, repairs and other operating costs?
  - If you have drip tape, how you going to protect it and your investment?



# WILCOX **SUPERIOR** post-harvest tillage solutions meet **ALL** of your tillage challenges!

- ✓ – Eliminate post harvest trash – loose bed trash and trash sticking to beds.
- ✓ – Rip and shatter **FURROW** compaction.
- ✓ – Chisel and fracture **BED** compaction.
- ✓ – Repair bed erosion from harvester, tractor and bulk trailer travel.
- ✓ – Reshape bed sides and heights, up to 12 inches.
- ✓ – Rejuvenate beds for optimum YIELD, with tillage that promotes root growth and moisture and nutrient uptake.
- ✓ – Fall post-harvest fertilizer and herbicide application (if you apply).
- ✓ – REDUCE COSTS by reducing the number of field passes, fuel and labor costs, and maximizing the tractor horsepower per hour and per acre.
- ✓ – Leave fall beds in great shape for early spring work and planting.



# WHERE THERE ARE TILLAGE PROBLEMS...



WE HAVE THE ***SUPERIOR*** TILLAGE SOLUTIONS FOR YOU.

***AND*** our post-tomato harvest tillage solutions  
protect your DRIP TAPE investment.



See our **Part II: Solutions** PDF on our website to learn how the ***WILCOX In-Furrow Chisel*** and ***HD Performer*** can solve your post-harvest tillage challenges ***NOW!***