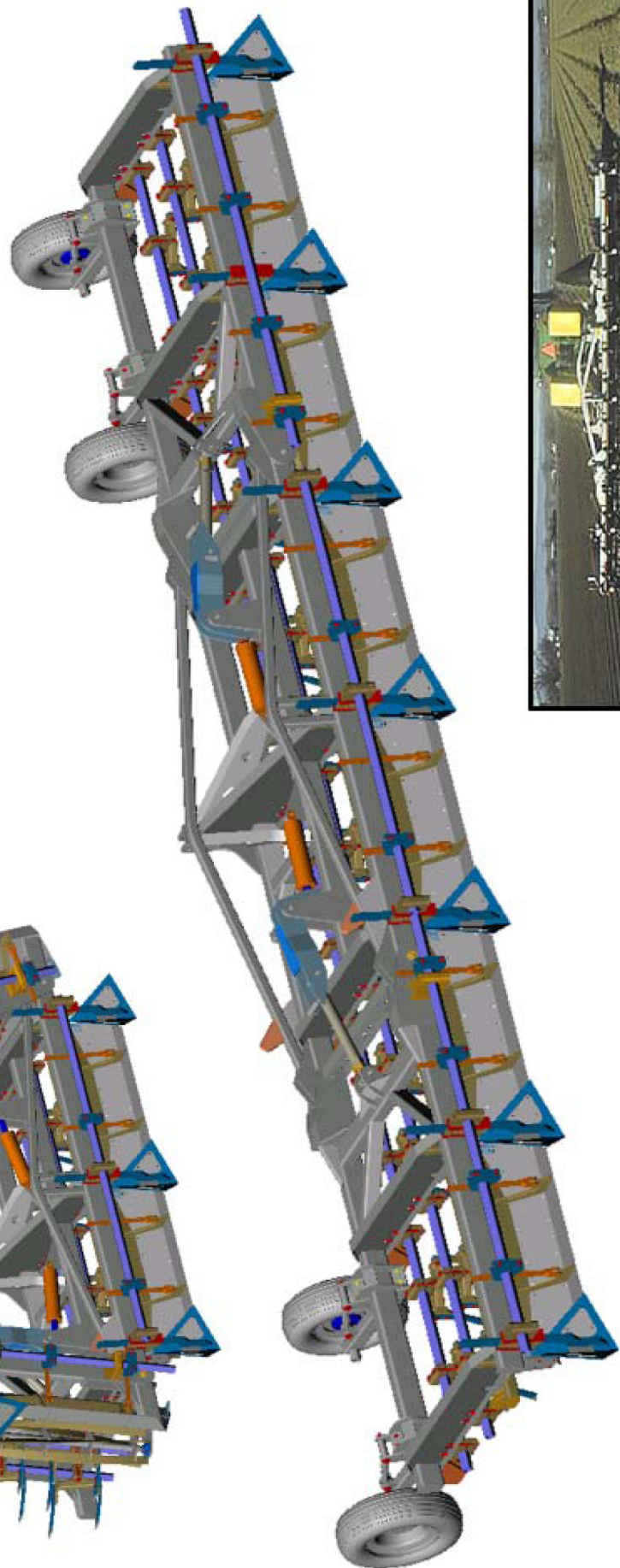


**5 / 6 ROW**  
*folding performer*

*Auto Lock Down Wings requiring  
Only The Touch Of A Hydraulic  
Valve.*



**5 Row Folded Width 128 Inches**  
**6 Row Folded Width 188 Inches**



# **WILCOX PERFORMER II**

## **RIGID & FOLDING**

**SWITCH TO 5 / 6 ROW TOMATO  
BEDS WITH A SINGLE LOW  
COST HIGH SPEED IMPLEMENT**



**LAY BY AT 7 MPH**

The new Wilcox Performer II was designed with two goals in mind. First, we wanted to carry on with the high productivity and low maintenance of our previous tomato bed machines. Secondly and more importantly, we wanted to make the switch to 5 or 6 row tomato beds affordable to all growers.

The first goal is achieved through an affordable purchase price, lowest maintenance cost ever, and unmatched productivity. Our 2001 implements each covered 1500-2500 acres, experiencing only 15%-20% wear. As far as productivity, we saw as much as 130 acres in 10 hours during lay-by.

As impressive as these accomplishments may seem, they are secondary compared to the advantages afforded by this tool's unmatched versatility. This one single tool machine is so adaptable, it can list and shape beds, provide all pre-plant mulching necessary, and achieve a multitude of fertilizing applications both pre-plant and side dressing as well as lay-by operations. By utilizing this kind of flexibility offered by the purchase of one low cost, highly productive machine, all tomato growers can now gain the efficiency of 5 or even 6 row tomato beds. In many cases, a grower need not do more than modify his planter, and he has made the switch.



**ADVANCED AG TILLAGE TOOLS SINCE 1973**




(916) 776-1784 14180 Highway 160 PO Box 70 Walnut Grove, CA 95690 [www.wilcoxap.com](http://www.wilcoxap.com)




Two position gauge wheels for both listing and row work.




8" tall tunnels.



Low draft fertilizer knives with chrome tips.



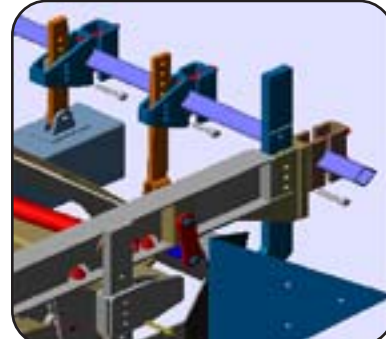
All 60" row units capable of 30" rows as well.




Durable hard-faced incorporating baskets.



Available in 3, 5, and 6 row widths.




Shovels, shapers, and tunnels all utilize heavy duty pockets for standards along with pinned height adjustments, ending the need for tools, measuring tapes, and re-torquing of troublesome set screens and cultivating clamps.



Hi-tech truss construction equating to operating weights 60% of typical PTO mulchers.



The Wilcox Performer is a simple, ground driven and extremely productive implement. Without the usually troublesome chain boxes, drive lines, gear boxes, and PTO components.



**WILCOX PERFORMER**